



1st French manufacturer
of lifting, lashing and
polyurethane protection
equipment.

SELECTION

Nautical special

“ SECURE LIFTING AND SECURING
WITH PROFESSIONAL,
STANDARDIZED AND APPROVED
EQUIPMENT ”

FROM STANDARD TO MADE-TO-MEASURE

- ◆ Our role as a manufacturer is to offer you not only standard product ranges, but also but also to advise to advise and support you in your your customized projects.



- ◆ Our design office is at your disposal to analyze and study the feasibility of your request and to propose the best solution. A trained and skilled team puts its talents at your service to ensure the quality of your product of your product. Compliance with current standards and your specifications.

- ◆ All our round slings, flat webbing and lashing systems can also be customized: traceability label, webbing color (for lashing), company branding on the strap or sheath.



LIFTING






Length, width...
Consult us.

Round sling DOUBLE SLEEVE SIDE SEAM

Safety factor 1:7 - Standard EN 1492-2 + A1



- ◆ Ideal for extreme lengths. Capacity from 1 to 250 t. From 1 to 80 m. A double sleeve for greater abrasion resistance and a side seam for a more homogeneous structure.

Reference : ECC {WLL} {length}

Slings weighing 100 t or more are automatically fitted with a second traceability label. This label is sewn onto a polyester sheath and then coated with polyurethane, making it extremely resistant.

Round sling STANDARD AND HIGH-CAPACITY

Safety factor 1:7 - Standard EN 1492-2 + A1



- ◆ From 0.5 to 150 t. From 1 to 40 m. From 12 t upwards, slings are made of a sheath whose weave provides high resistance to wear and abrasion. resistance to wear and abrasion.

Reference : ER {WLL} {length}

Lifting sling FOR BOATS

Coefficient d'utilisation de l'ensemble 4:1 (coefficient de la sangle seule 1:7)
Norme EN 1492-1 + A1



- ◆ System of 2 flat webbing slings connected by a removable metal pin for easy installation of the sling under the boat: length, width, WLL.

Please consult us.

Flat webbing sling TYPE C - CATEGORY 2

Safety factor 1:7 - Standard EN 1492-2 + A1



- ◆ 4 plies sling with reinforced folded buckles.
Capacity from 0.5 to 40 t.
From 3 to 50 m.

Reference : C 30 2 {length}

WLL 2 t- Webbing width 30 mm

Reference : C 60 2 {length}

WLL 4 t- Webbing width 60 mm

Reference C 90 2 {length}

WLL 6 t- Webbing width 90 mm

Reference : C 120 2 {length}

WLL 8 t- Webbing width 120 mm

Reference : C 150 2 {length}

WLL 10 t- Webbing width 150 mm

Reference : C 180 2 {length}

WLL 12 t - Webbing width 180 mm

Reference : C 240 2 {length}

WLL 16 t - Webbing width 240 mm

Reference : C 300 2 {length}

WLL 20 t - Webbing width 300 mm

Reference : C 580 2 {length}

WLL 40 t - Webbing width 580 mm



Length, width...
Consult us.

Flat webbing sling TYPE B - CATEGORY 2

Safety factor 1:7 - Standard EN 1492-2 + A1



- ◆ 2 plies sling with reinforced folded loops for optimum hook positioning.
Capacity from 0.5 to 20 t.
Webbing width from 25 to 300 mm.
Length from 0.5 to 100 m.

Reference : B 25 2 {length}

WLL 0,5 t- Webbing width 25 mm

Reference : B 30 2 {length}

WLL 1 t- Webbing width 30 mm

Reference : B 50 2 {length}

WLL 1,5 t- Webbing width 50 mm

Reference : B 60 2 {length}

WLL 2 t- Webbing width 60 mm

Reference : B 75 2 {length}

WLL 2,5 t- Webbing width 75 mm

Reference : B 90 2 {length}

WLL 3 t- Webbing width 90 mm

Reference : B 120 2 {length}

WLL 4 t - Webbing width 120 mm

Reference : B 150 2 {length}

WLL 5 t - Webbing width 150 mm

Reference : B 180 2 {length}

WLL 6 t - Webbing width 180 mm

Reference : B 240 2 {length}

WLL 8 t - Webbing width 240 mm

Reference : B 300 2 {length}

WLL 10 t - Webbing width 300 mm

SLING BUCKLES INTERMEDIATE

Coefficient of overall use 1:7



- ◆ A sling which, thanks to its intermediate loops, can be adapted to different load sizes without having to change slings.
From 1 to 10 t.
From 1 to 100 m.




Consult our design office for different manufacturing options.

Reference exemple : B 30 2 4 BI3 (1 tonne sling, category 2, 4 metres, 3 intermediate loops)



Length, width...
Consult us.

HAMMOCK SLING



- ◆ Ideal for lifting heavy, compact objects.

Reference. SLDH 30 {length} {Largeur} – WLL 1 t

Reference. SLDH 50 {length} {Largeur} – WLL 1,5 t

Reference. SLDH 60 {length} {Largeur} – WLL 2 t

Reference. SLDH 75 {length} {Largeur} – WLL 2,5 t

Reference. SLDH 90 {length} {Largeur} – WLL 3 t

Reference. SLDH 120 {length} {Largeur} – WLL 4 t

Reference. SLDH 150 {length} {Largeur} – WLL 5 t

Chain sling STAINLESS STEEL

Safety factor 4:1

- ◆ From 1 to 4 strands.
6 to 13 mm chain diameter.
1 and 2-strand capacity: 700 to 2700 kg.
3 and 4-strand capacity: 1050 to 5700 kg.

◆ Latch hook



◆ Self-locking hook



◆ Per metre



Reference : ACCHLI { ϕ } {lg}

Hook for LIFTING CONTAINERS

Safety factor 4:1




- ◆ Maximum WLL: 12500 kg.
2 right hooks and 2 left hooks per box.
45° turn to the left «L».
45° turn to the right «R».
For lifting containers through Iso corners.

Reference : CPC-45 G+D x2



Clasp SECURITY Krypton

Safety factor 4:1



Pour véhicules poids lourds et containers.
Système bloquant des portes.
Serrure anti-forçage.
La clé ne peut être retirée de la serrure que si le fermoir est verrouillé.

Reference droit : FDS

LASHING



Lashing system FOR LIGHT VEHICLES

ACCORDIND TO EN 12 195-2

- ◆ Webbing width : 25 mm
Usable length: 5 m
Breaking strength of the webbing only : 1.2 t

LC \square : 800 daN / STF : 400 daN



Reference. 906 /1



Reference. 906/1202
LC : 250 daN - STF : 25 daN



Reference. 909 WH/1



Reference. 909 WH /1017



Reference. 906/1002



Reference. 906/1017



Reference. 909 WH /1002



Reference. 803/1



Reference. 803/1202



Reference. 803/1017

LC \square : 250 daN
STF : 13 daN

Lashing system FOR VEHICLES UTILITY AND LIGHT COMMERCIAL VEHICLES

ACCORDIND TO EN 12 195-2



Système normalisé, arrimage sécurisé

- ◆ Webbing width : 35 mm
Useful length : 5 m
Breaking strength of the webbing only : 3.2 t

- ◆ LC \square : 2000 daN / STF : 400 daN



Reference. 917 /1



Reference. 917/1066



Reference. 908/1



Reference. 908/1017



Reference. 804/1



Reference. 917/1004



Reference. 917/1017



Reference. 908/1004



Reference. 908/1066



Reference. 804/1004

- ◆ LC \square : 800 daN
STF : 40 daN

Lashing system 6T9M

According to EN 12 195-2

- ◆ Webbing width : 50 mm
- Useful length : 9 m LC : 4000 daN
- STF : 400 daN
- Breaking strength of the webbing only : 6 t



Reference. 811 PPA/1



Reference. 811 PPA/1065



Reference. 811 PPA/1075



Reference. 811 PPA/1209



Reference. 811 PPA/3018



Reference. 811 PPA/1006



Reference. 811 PPA/1014



Reference. 811 PPA/1210



Reference. 811 PPA/CAT2



Length, colour...
Consult us.

Lashing system ERGOTRUCK

According to EN 12 195-2

- ◆ Webbing width : 50 mm
- Working length : 9 m
- LC: 5000 daN
- STF: 400 daN
- Breaking strength of the webbing only : 7.5 t



Reference. 6EG11



Reference. 6EG22



Length, colour...
Consult us.

Lashing system 25 mm STAINLESS STEEL

According to EN 12 195-2

- ◆ Webbing width : 25 mm
Useful length : 5 m
LC \square : 400 daN



Reference. 906 IN/1002 IN



Reference. 906 INOX/1002 INOX/5/0.3 E ESP



Reference. 906 INOX/1/5 E ESP

Lashing system 35 mm STAINLESS STEEL

According to EN 12 195-2

- ◆ Webbing width : 35 mm
Useful length : 5 m
LC \square : 1000 daN



Reference. 917 IN/1004 IN



Reference. 917 INOX/1004 INOX/5/0.3 E ESP



Reference. 917 INOX/1/5 E ESP

Lashing system 50 mm INOX

According to EN 12 195-2

- ◆ Webbing width : 50 mm
Useful length : 9 m
LC \square : 1500 daN



Reference. 811 IN/1006 IN



Reference. 811 INOX/1006 INOX/9/0.3 E ESP



Reference. 811 INOX/1/9 E ESP

RATCHET TENSIONERS

◆ 50 mm
Break : 3000 daN



Reference. 811 IN

◆ 35 mm
Break : 2000 daN



Reference. 917 IN

◆ 25 mm
Break : 800 daN



Reference. 906 IN

HOOKS

◆ 50 mm
Break : 3000 daN



Reference.1006 IN

◆ 35 mm
Break : 1500 daN



Reference. 1004 IN

◆ 25 mm
Break : 800 daN



Reference. 1002 IN

◆ 50 mm
Break : 3000 daN



Reference.1012 IN

WINCHES

◆ Cable-operated manual with brake.
Capacity 600, 900, 1300 kg.



Reference. 600 KG : TMCF/01
Reference. 900 KG : TMCF/02
Reference. 1300 KG : TMCF/03

◆ Manual with strap and brake.
Capacity from 600 to 1300 kg.



Reference. 600 KG : TMSF/01
Reference. 900 KG : TMSF/02
Reference. 1300 KG : TMSF/03

◆ Manual without cable.
Capacity from 300 to 700, 1000 and 1250 kg.



Reference. TMA/(01 à 07)

TOWING sling



Length, colour...
Consult us.



- ◆ Roundsling with a PVC protective sleeve.
From 2 to 200 t.

Reference. EREM {WLL} {LG}



- ◆ Textile reinforced eye and 1 hook with latch
From 1 to 20 t.

Reference. 605 R1



- ◆ 2 textile reinforced eyes
From 1.6 to 3.4 t.

Reference. 600 1R



- ◆ Flat webbing towing sling
From 1.6 to 3.4 t.

Reference. BTRM

SANDOWS

- ◆ Ball sandow.
ø 6 mm, length : 0,22 m.
Pack of 10.

Reference. SB 01



- ◆ Sandows with hooks.
ø : 10 mm.
Length : 0,4 - 0,6 - 0,8 - 1 m.

Reference. SCF 01 à 04



Reference. SCP 01 à 04



- ◆ Spider sandow.
ø : 9 mm.
Dimensions : 2 x 0,4 + 4 X 0,6 m.

Reference. SA




- ◆ Reel of 100 m.
ø 06 à 12 mm



Reference. 100{ø} J Reference. 1000{ø} J Reference. 1000{ø} J Reference. 1000{ø} J Reference. 1000{ø} J Reference. 1000{ø} J Reference. 1000{ø} J

PROTECTIONS



PVC SHEATHS

- ◆ For round slings, flat straps, lashing systems, etc. Flexible and malleable. Prevents the strap from slipping on the load.
- ◆ Options:
 - Velcro: removable sheath;
 - Prilled: water drainage when lifting in a marine environment.



Reference. PVC{designation} {LG}



Reference. PVC{designation} {LG} VE



Reference.PVC{designation} {LG} PER

POLYURÉTHANE PROJECTION

- ◆ For round slings, flat webbing, lashing systems, etc. Sprayed with a very thin layer of polyurethane, the webbing is more resistant to abrasion and moisture while retaining its flexibility.



Reference. 1 side : PP1
Reference. 2 sides : PP2

POLYURETHANE SLEEVE

- ◆ For flat webbing, lashing systems, cable slings and chain slings to protect the webbing and the load being lifted. Prevents the strap from slipping on the load.



Reference.FP1
(1-sided sleeve)

Reference.FP2
(double-sided sleeve)



Reference.FP3
(1-sided sleeve)

Reference.FP4
(double-sided sleeve)

- ◆ For webbing 4 thicknesses.



Reference.FP2AR

- ◆ Double-sided sheath with cable reinforcement on one side.



Reference.FP6

- ◆ Double-sided sheath with mesh reinforcement on one side.



Reference.FP8

- ◆ Articulated sleeve: split at the desired point(s) to maintain the sling's flexibility.



Sheath with holes: evacuates water when lifting in a marine environment.



Square version for cable and chain slings.

EDGE PROTECTION CORNERS

For flat webbing and lashing system.

- ◆ Corners : Webbing width 70 to 335 mm

- ◆ Passants : Webbing width: 30 to 160 mm; length: 250 to 470 mm.



Reference.CPUF
Reference.CPUFA
(with magnet)

- ◆ With spline.




Reference.CPU
Reference.CPUA
(with magnet)

- ◆ Without spline.



Reference.CPUFX
Reference.CPUFXA
(with magnet)

- ◆ With spline and flexible corner.



Option avec aimant(s)

- ◆ For better hold on metal surfaces.



Reference.DF{width.}
Webbing passage width.

- ◆ Fine, flexible.

STAINLESS STEEL ACCESSORIES



◆ **Head mesh**

Safety factor 4:1

WLL : 0,75 to 5 t



Reference. ACMTI

◆ **Triple head mesh**

Safety factor 4:1

WLL : 1,60 to 6,70 t



Reference. ACMTTI

◆ **Connecting mesh**

Safety factor 4:1

ø : 6 to 13 mm
WLL : 0,70 to 2,70 t



Reference. ACMAJI

◆ **Coupler**

Safety factor 4:1

ø : 5 to 13 mm
WLL : 0,70 to 2,70 t



Reference. ACCOI

◆ **Eye hook with latch**

Safety factor 4:1

ø : 6 to 13 mm
WLL : 0,70 to 2,70 t



Reference. ACCOLI

◆ **Clevis hook with latch**

Safety factor 4:1

ø : 5/6 to 13 mm
WLL : 0,70 to 2,70 t



Reference. ACCCLI

◆ **Female lifting ring**

ø : 6 to 24 mm
WLL : 0,09 to 1,80 t



Reference. ACALFI

◆ **Male lifting ring**

ø : 6 to 24 mm
WLL : 0,09 to 1,80 t



Reference. ACALMI

◆ **Female lifting ring**

ø : 12 to 27 mm
WLL : 0,60 to 3,50 t

With flat for coupler passage (ACCOI)



Reference. ACALFI2

◆ **Straight shackle**

Opening : 8 to 50 mm
Indicative break : 0,22 to 12,5 t



Reference. ACMDI

◆ **Lyre shackle**

Opening : 8 to 54 mm



Reference. ACMLI

◆ **Cable clamp**

Cable ø : 3 to 32 mm



Reference. ACSEI

- ◆ Heart Pod
Cable \varnothing : 2 to 24 mm



Reference. ACCCI

- ◆ Quick link
Opening :
5,5 to 12 mm



Reference. ACMRI

- ◆ Lantern tensioner
2 hooks
Length : 110/170 to
420/650 mm



Reference. ACTLC/CI

- ◆ Lantern tensioner
eye / eye
Longueur : 110/170 to
420/650 mm



Reference. ACTLO/OI

- ◆ Eye / hook lantern
tensioner
Length : 110/170 to
420/650 mm



Reference. ACTLO/CI

- ◆ Lantern tensioner
clevis / clevis
Length : 180/260 to
325/480



Reference. ACTLCH/CHI

- ◆ Rigging screw
2 clevises
Length : 80/120 to
210/380 mm



Reference. ACRCH/CHI

- ◆ Turnbuckle with clevis
and standard single
end
Cable \varnothing : 2,5 à 10 mm



Reference. ACRCH/TSSI

- ◆ Terminaison simple
standard
Cable \varnothing : 2,5 to 10 mm
Right-hand thread



Reference. ACTSSDI

- ◆ Terminaison simple
standard
Cable \varnothing : 2,5 to 10 mm
Left-hand thread



Reference. ACTSSGI

- ◆ Terminaison à chape
standard
Cable \varnothing : 3 to 10 mm



Reference. ACTCHSI

YOUR CONTACTS

Support, advice, technical information, user manuals
- our customer service team will help you use the
entire PMS Industrie range.

This service, based in France, is available Monday
to Friday from 8 a.m. to 6 p.m.:

- By telephone: 03 81 96 33 34
- By email: export@pms-ind.com



www.pms-ind.com

Your distributor
